

SRDF and NDM

Interfamily Connectivity Information

REV 07
November 2019

This document defines the versions of PowerMaxOS, HYPERMAX OS, and Enginuity that can make up valid SRDF replication and SRDF/Metro configurations. Also, there is information about the versions that can participate in Non-Disruptive Migration (NDM) and NDM Updates.

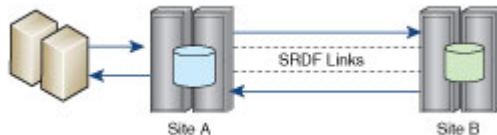
- [SRDF](#) 2
- [NDM](#) 14
- [Point-to-point connections](#) 16
- [Requirements for performing system upgrades](#) 17
- [More information](#) 18

SRDF

These sections show the valid combinations for SRDF remote replication and SRDF/Metro configurations.

Connectivity table

An SRDF configuration consists of one or more pairs of storage arrays.



This table shows the minimum, valid combinations of PowerMaxOS, HYPERMAX OS and Enginuity that can form an SRDF pair in replication or SRDF/Metro configurations.

For VMAX systems running Enginuity, the version that is valid in an SRDF configuration depends on the version of Windows that runs on the service processor. The suffixes (WES7) and (XP) differentiate between these versions like this:

- (WES7): the service processor runs Windows 7
- (XP): the service processor runs another version of Windows

NOTICE It is strongly recommended that both sides of the RDF pair run the latest GA Cumulative Epack. This ensures that both sides have the latest set of RDF-related patches.

Table 1 SRDF interfamily connectivity

| When one array runs... | The minimum code level of an RDF partner is... | |
|---------------------------|--|----------------------------|
| | SRDF 2 and 3 site | SRDF/Metro ^a |
| PowerMaxOS 5978.479.479 b | PowerMaxOS 5978.144.144 | PowerMaxOS 5978.144.144 |
| | HYPERMAX OS 5977.1125.1125 | HYPERMAX OS 5977.1125.1125 |
| | Enginuity 5876.309.401 (WES7) | |
| | Enginuity 5876.309.196 (XP) | |
| PowerMaxOS 5978.444.444 | PowerMaxOS 5978.144.144 | PowerMaxOS 5978.144.144 |
| | HYPERMAX OS 5977.1125.1125 | HYPERMAX OS 5977.1125.1125 |
| | Enginuity 5876.309.401 (WES7) | |
| | Enginuity 5876.309.196 (XP) | |
| PowerMaxOS 5978.221.221 | PowerMaxOS 5978.144.144 | PowerMaxOS 5978.144.144 |
| | HYPERMAX OS 5977.952.892 | HYPERMAX OS 5977.952.892 |
| | Enginuity 5876.309.401 (WES7) | |
| | Enginuity 5876.309.196 (XP) | |

Table 1 SRDF interfamily connectivity (continued)

| When one array runs... | The minimum code level of an RDF partner is... | |
|-------------------------------|--|--------------------------|
| | SRDF 2 and 3 site | SRDF/Metro ^a |
| | VMAX 20K in a mainframe environment: see Knowledge Base article 516383 | |
| PowerMaxOS 5978.144.144 | PowerMaxOS 5978.144.144 | PowerMaxOS 5978.144.144 |
| | HYPERMAX OS 5977.952.892 | HYPERMAX OS 5977.952.892 |
| | Enginuity 5876.309.401 (WES7) Enginuity 5876.309.196 (XP) VMAX 20K in a mainframe environment: see Knowledge Base article 516383 | |
| HYPERMAX OS 5977.1131.1131 | PowerMaxOS 5978.144.144 | PowerMaxOS 5978.144.144 |
| | HYPERMAX OS 5977.814.786 | HYPERMAX OS 5977.814.786 |
| | Enginuity 5876.309.401 (WES7) Enginuity 5876.309.196 (XP) VMAX 20K in a mainframe environment: see Knowledge Base article 516383 | |
| HYPERMAX OS 5977.1125.1125 | PowerMaxOS 5978.144.144 | PowerMaxOS 5978.144.144 |
| | HYPERMAX OS 5977.814.786 | HYPERMAX OS 5977.814.786 |
| | Enginuity 5876.309.401 (WES7) Enginuity 5876.309.196 (XP) VMAX 20K in a mainframe environment: see Knowledge Base article 516383 | |
| HYPERMAX OS 5977.952.892 | PowerMaxOS 5978.144.144 | PowerMaxOS 5978.144.144 |
| | HYPERMAX OS 5977.691.684 (FBA) HYPERMAX OS 5977.811.784 (CKD and mixed) | HYPERMAX OS 5977.813.785 |
| | Enginuity 5876.288.400 (WES7) Enginuity 5876.288.195 (XP) | |
| HYPERMAX OS 5977.945.890 | HYPERMAX OS 5977.691.684 (FBA) HYPERMAX OS 5977.811.784 (CKD and mixed) | HYPERMAX OS 5977.813.785 |
| | Enginuity 5876.288.400 (WES7) Enginuity 5876.288.195 (XP) | |
| HYPERMAX OS 5977.814.786 | HYPERMAX OS 5977.691.684 (FBA) HYPERMAX OS 5977.811.784 (CKD and mixed) | HYPERMAX OS 5977.811.784 |
| | Enginuity 5876.288.400 (WES7) Enginuity 5876.288.195 (XP) | |
| HYPERMAX OS 5977.813.785 | HYPERMAX OS 5977.691.684 (FBA) | HYPERMAX OS 5977.811.784 |

Table 1 SRDF interfamily connectivity (continued)

| When one array runs... | The minimum code level of an RDF partner is... | |
|---|---|--------------------------|
| | SRDF 2 and 3 site | SRDF/Metro ^a |
| | HYPERMAX OS 5977.811.784 (CKD and mixed) | |
| | Enginuity 5876.288.400 (WES7) Enginuity 5876.288.195 (XP) | |
| HYPERMAX OS 5977.811.784 | HYPERMAX OS 5977.691.684 (FBA) HYPERMAX OS 5977.811.784 (CKD and mixed) | HYPERMAX OS 5977.811.784 |
| | Enginuity 5876.288.400 (WES7) Enginuity 5876.288.195 (XP) | |
| HYPERMAX OS 5977.810.784 FBA only | HYPERMAX OS 5977.691.684 | HYPERMAX OS 5977.691.684 |
| | Enginuity 5876.288.400 (WES7) Enginuity 5876.288.195 (XP) | |
| HYPERMAX OS 5977.691.684 FBA only | HYPERMAX OS 5977.596.583 | HYPERMAX OS 5977.691.684 |
| | Enginuity 5876.286.194 | |
| HYPERMAX OS 5977.596.583 FBA Only | HYPERMAX OS 5977.596.583 If the SRDF partner runs HYPERMAX OS 5977.691.684, HYPERMAX OS 5977.596.583 requires ePack 5457 that contains N-X connectivity fixes. | — |
| | Enginuity 5876.272.177 | |
| Enginuity 5876.309.401 | PowerMaxOS 5978.144.144 | — |
| | HYPERMAX OS 5977.952.892 | |
| | Enginuity 5876.288.195 | |
| Enginuity 5876.309.196 | PowerMaxOS 5978.144.144 | — |
| | HYPERMAX OS 5977.952.892 | |
| | Enginuity 5876.288.195 | |
| Enginuity 5876.288.400 | HYPERMAX OS 5977.810.784 | — |
| | Enginuity 5876.159.102 | |
| Enginuity 5876.288.195 | HYPERMAX OS 5977.810.784 | — |
| | Enginuity 5876.159.102 | |
| Enginuity 5876.286.194 | HYPERMAX OS 5977.591.684 | — |
| | Enginuity 5876.159.102 | |
| Enginuity 5876.272.177 | HYPERMAX OS 5977.596.583 | — |
| | Enginuity 5876.159.102 | |
| Enginuity 5876.269.175 | Enginuity 5876.154.130 | — |

Table 1 SRDF interfamily connectivity (continued)

| When one array runs... | The minimum code level of an RDF partner is... | |
|------------------------|--|-------------------------|
| | SRDF 2 and 3 site | SRDF/Metro ^a |
| Enginuity 5876.268.174 | Enginuity 5876.154.130 | — |
| Enginuity 5876.229.145 | Enginuity 5876.154.130 | — |
| Enginuity 5876.229.145 | Enginuity 5876.154.130 | — |

- a. SRDF/Metro is available with PowerMaxOS 5978 or HYPERMAX OS 5977.691.684 and later.
- b. PowerMaxOS 5978.444.444 requires fix 102137 for 32G SRDF connectivity with PowerMaxOS 5978.479.479

SRDF Remote Replication

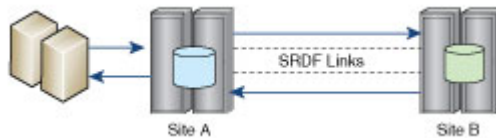
Use this section to determine valid SRDF replication configurations and understand any limitations that are associated with those configurations.

How to determine valid SRDF configurations

These procedures show how to use [Table 1](#) on page 2 to determine valid configurations for 2-site and 3-site SRDF. Follow the appropriate procedure.

2 site

About this task



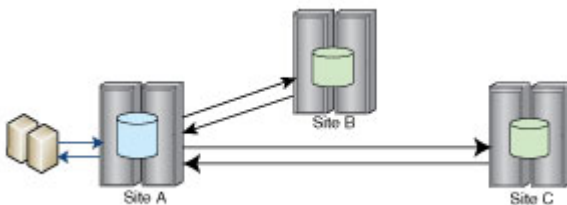
Procedure

1. Locate the version of PowerMaxOS, HYPERMAX OS, or Engenuity that one side runs in the **When one array runs** column.
2. The corresponding entries in the **SRDF 2 and 3 site** column show the minimum versions of PowerMaxOS, HYPERMAX OS, and Engenuity that can be on the other side. Choose one of those versions or one of its successors.

For example, one side of an FBA configuration runs HYPERMAX OS 5977.952.892. From [Table 1](#) on page 2, the minimum versions that other side can run are PowerMaxOS 5978.144.144, HYPERMAX OS 5977.691.684, Engenuity 5876.288.400 (when the service processor runs Windows 7), or Engenuity 5876.288.195.

3-site concurrent

About this task



Procedure

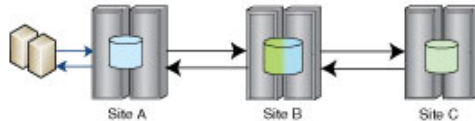
1. Locate the version of PowerMaxOS, HYPERMAX OS, or Engenuity that Site A runs in the **When one array runs** column.
2. The corresponding entries in the **SRDF 2 and 3 site** column show the minimum versions of PowerMaxOS, HYPERMAX OS, and Engenuity that can be on Sites B and C. Choose one of those versions or its successor for each site.

Sites B and C can run different versions of PowerMaxOS, HYPERMAX OS, and Engenuity.

For example, Site A in an FBA configuration runs HYPERMAX OS 5977.1125.1125. From [Table 1](#) on page 2, the minimum versions that Sites B and C can run are PowerMaxOS 5978.144.144 or later, HYPERMAX OS 5977.814.786 or later, Enginuity 5876.309.401 (when the service processor runs Windows 7), or Enginuity 5876.309.196.

3-site cascaded

About this task



Procedure

1. Locate the version of PowerMaxOS, HYPERMAX OS, or Enginuity that Site A runs in the **When one array runs** column.
2. The corresponding entries in the **SRDF 2 and 3 site** column show the minimum versions of PowerMaxOS, HYPERMAX OS, and Enginuity that can run at Site B. Choose one of those versions or one of its successors.
3. Locate the chosen Site B version of PowerMaxOS, HYPERMAX OS, or Enginuity in the **When one array runs** column.
4. The corresponding entries in the **SRDF 2 and 3 site** column show the minimum versions of PowerMaxOS, HYPERMAX OS, and Enginuity that can run at Site C. Choose one of those versions or one of its successors.

For example, Site A in a CKD environment runs HYPERMAX OS 5977.1131.1131. [Table 1](#) on page 2 shows that the minimum code levels at Site B are PowerMaxOS 5978.144.144, HYPERMAX OS 5977.814.786, Enginuity 5876.288.401 (when the service processor runs Windows 7), or Enginuity 5876.288.196.

Assume that Site B runs HYPERMAX OS 5977.952.892. Locating the row with that version in the **When one array runs** column of [Table 1](#) on page 2 shows that the minimum code level that Site C can run is PowerMaxOS 5978.144.144, HYPERMAX OS 5977.811.784, Enginuity 5876.288.400 (when the service processor runs Windows 7), or Enginuity 5876.288.195.

Limitations

There are some limitations to SRDF communications in these environments:

- 2 site
- Cascaded
- Concurrent

2 site

- R1 and RecoverPoint CDP coexistence is not supported on an array running Engenuity 5876 when the R2 device is on an array running PowerMaxOS 5978 or HYPERMAX OS 5977.
If the SRDF R1 device is tagged as a RecoverPoint CDP source device, disable RecoverPoint consistency before performing any SRDF operations that may cause data to flow from the R2 device to the R1 device.
An SRDF device cannot also be part of a RecoverPoint snapshot-based Replication configuration.
- There is no support for FAST coordination propagation between a VMAX3 array running HYPERMAX OS 5977 and Engenuity 5876.
- An update operation on the source (R1) side after a failover where the target (R2) side is still operational to the hosts is not supported when the R1 side is a VMAX 10K, 20K, or 40K array running Engenuity 5876.
- Remote Pair FlashCopy for CKD devices is not supported between a VMAX3 array running HYPERMAX OS 5977 and an array running Engenuity 5876.
- Thick-to-thin connectivity requires at least Engenuity 5876.159.102 on VMAX arrays.
- In thin-to-thick and thick-to-thin configurations of arrays running Engenuity 5876 and PowerMaxOS 5978 or HYPERMAX OS 5977, the thick devices reside on the array running Engenuity 5876.
- Online Device Expansion (ODE) is available only when both sides run PowerMaxOS 5978.144.144 or later.

Cascaded

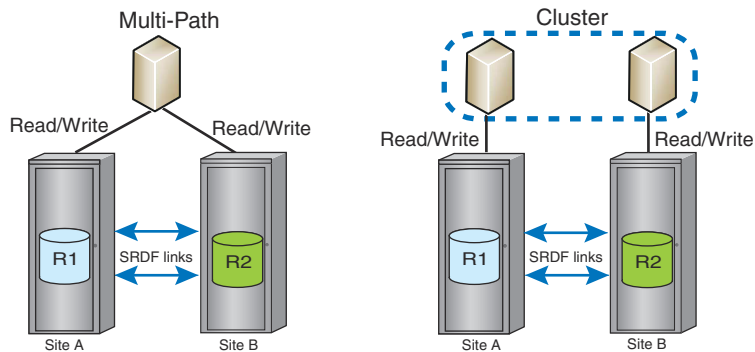
- When a VMAX 10K is part of a configuration, it must run at least Engenuity 5876.159.102 to connect to thick FBA devices on VMAX 40K, VMAX 20K, or VMAX arrays running 5876.159.102 or later.
- When the R21 site is a VMAX 10K, it must run Engenuity 5876.159.102 or later.

Concurrent

- In SRDF/A mode, you cannot move dynamic SRDF devices between groups.
- Arrays running Engenuity 5876 with CKD zBoost require extra fixes to be able to connect to HYPERMAX OS 5977.811.784 and 5977.813.785. Contact your Dell EMC representative for more information.

SRDF/Metro

Use this section to determine valid SRDF/Metro configurations.



How to determine valid SRDF/METRO configurations

Procedure

1. Locate the version of PowerMaxOS or HYPERMAX OS that one side runs in the **When one array runs** column of [Table 1](#) on page 2.
2. The corresponding entries in the **SRDF/Metro** column show the minimum versions of PowerMaxOS or HYPERMAX OS that can be on the other side. Choose one of those versions or its successors.

For example, one side runs PowerMaxOS 5978.144.144. From [Table 1](#) on page 2, the minimum versions that the other side can run are PowerMaxOS 5978.144.144 or HYPERMAX OS 5977.952.892.

Application host support

The [host support matrix](#) lists the hosts that are supported for each combination of operating environment.

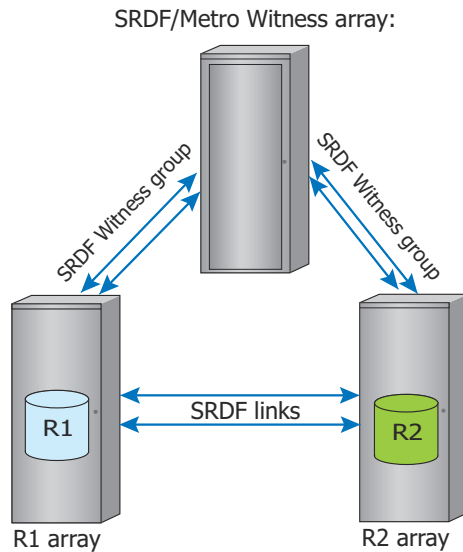
Limitations

- SRDF/Metro does not support:
 - CKD device pairs
 - ProtectPoint on storage arrays that run Enginuity 5876, HYPERMAX OS 5977, or versions of PowerMaxOS earlier than PowerMaxOS 5978.444.444.
 - ⓘ **Note:** ProtectPoint has been renamed to StorageDirect and it is in PowerProtect, Data Protection Suite for Apps, or Data Protection Suite Enterprise Edition software.
 - CloudArray
 - Some Mobility Safe ID with ALUA environments
See the [E-Lab Interoperability Navigator](#) for more information.
 - Microsoft ODX
 - Microsoft Cluster with nonuniform connection (without cross-connects)
Refer to the [SRDF/Metro support matrix](#) for information on support with Windows Server 2016.
 - RecoverPoint snapshot-based replication
 - SRDF with Consistency with ODX
 - FCoE front-end capabilities
- A R2 device cannot be larger than its corresponding R1 device.
- You cannot change the SRDF Consistency state once it is enabled for all SRDF devices.
- Consistency Group (CG) SRDF control and set operations are allowed on one SRDF group at a time.
- VAAI commands are available with PowerMaxOS 5978.144.144 and later or HYPERMAX OS 5977.811.784 and later, except for xCopy/ODX which is available in PowerMaxOS 5978.144.144 and later or HYPERMAX 5977.952.892 and later.
- SCSI 2 and 3 reservations are available on PowerMaxOS 5978.144.144 and later or HYPERMAX OS 5977.811.784 and later only.
- Online Device Expansion (ODE) is available only when both arrays run PowerMaxOS 5978.444.444 or later.

Array Witness

If one or more device pairs become Not Ready or connectivity is lost between the arrays, SRDF/Metro must decide which side of the pair remains accessible to the hosts. One of the available methods is the Array Witness which uses a third array to help choose the side that remains available.

Note: It is important to deploy the array witness in a failure domain that is separate from the failure domains that contain the two SRDF/Metro arrays. This measure ensures that a single failure impacts only one of these entities and guarantees continuous availability to the applications.

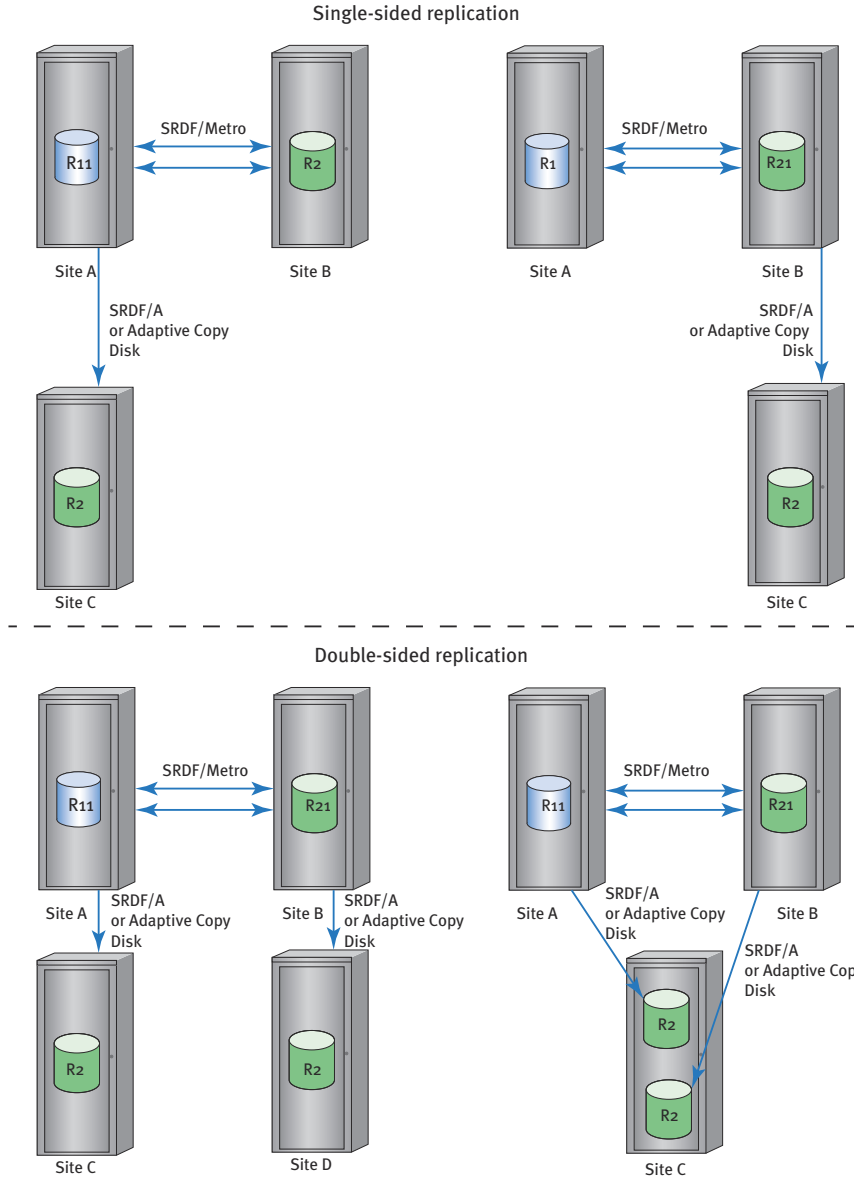


The version of PowerMaxOS, HYPERMAX OS, or Engenuity that runs on the witness array must be compatible with that running on each SRDF/Metro array. The rules for SRDF connectivity between an SRDF/Metro array and an Array Witness are the same as a regular [2 site SRDF replication configuration](#). However, the version of the operating environment that runs on the Array Witness must be compatible with the versions that run on both SRDF/Metro arrays.

For example, the R1 and R2 sides both run HYPERMAX OS 5977.811.784. [Table 1](#) on page 2 shows that the Array Witness can run HYPERMAX OS 5977.691.684 or later, Engenuity 5876.288.400 (when the service processor runs Windows 7), or Engenuity 5876.288.195.

Disaster recovery

In PowerMaxOS 5978 and HYPERMAX OS 5977.945.890 or later, you can attach disaster recovery (DR) arrays to a SRDF/Metro configuration. Either or both sides of the configuration can replicate to another array:



The version of PowerMaxOS, HYPERMAX OS, or Engenuity that runs on the disaster recovery array or arrays must be compatible with that running on the SRDF/Metro array it is connected to. The rules for SRDF connectivity between a SRDF/Metro array and a DR array are the same as a regular [2 site SRDF replication configuration](#). When both sides of the SRDF/Metro pair connect to the same DR array, the version of the operating environment on the DR array must be compatible with both the versions running on the SRDF/Metro pair. If each SRDF/Metro array is connected to its own DR array, treat each side as a separate, 2-site configuration.

For example, a double-sided configuration replicates the SRDF/Metro arrays at Sites A and B to a shared array at Site C. Also, both the SRDF/Metro partners run HYPERMAX OS 5977.952.892. [Table 1](#) on page 2 shows that the disaster recovery array can run PowerMaxOS 5978.144.144, HYPERMAX OS 5977.691.684 or later, Enginuity 5876.309.400 (when the service processor runs Windows 7), or Enginuity 5876.309.195.

NDM

NDM uses SRDF to migrate data from:

- An array that runs PowerMaxOS 5978 to another one that runs PowerMaxOS 5978¹
- An array that runs HYPERMAX OS 5977 to one that runs PowerMaxOS 5978
- An array that runs HYPERMAX OS 5977 to another one that runs HYPERMAX OS 5977¹
- An array that runs Enginuity 5876 to one that runs PowerMaxOS 5978
- An array that runs Enginuity 5876 to one that runs HYPERMAX OS 5977

Data is migrated from the *source array* to the *target array*.

NDM does not affect the operation of the application host, enabling applications to continue to run while the migration takes place. Once the migration is complete, the application host switches to using the target array. A typical use of NDM is when a data center has a technology refresh and replaces an existing array with a new one.

The nondisruptive nature of NDM is heavily dependent on the pathing software that manages the connections between the host and the two arrays. So NDM is not available in environments that do not use PowerPath or another supported product. NDM Updates is the variant of NDM that is used in those environments. The major difference from NDM is that for some time during the migration the application that uses the migrated data has to be stopped. Besides that, the migration process and the valid configurations are the same as NDM.

This table shows the versions of PowerMaxOS 5978, HYPERMAX OS 5977, and Enginuity 5876, along with the essential fixes (if any), that can participate in NDM and NDM Updates.

NOTICE It is strongly recommended that both sides have the latest GA cumulative Epacks installed since they contain the essential fixes listed in the table.

Table 2 Nondisruptive migration

| Source array | Target array |
|---|---|
| PowerMaxOS 5978.479.479 | PowerMaxOS 5978.479.479 |
| PowerMaxOS 5978.444.444 | PowerMaxOS 5978.479.479 |
| PowerMaxOS 5978.444.444 | PowerMaxOS 5978.444.444 |
| PowerMaxOS 5978.221.221 | PowerMaxOS 5978.479.479 |
| PowerMaxOS 5978.221.221 | PowerMaxOS 5978.444.444 |
| PowerMaxOS 5978.144.144 | PowerMaxOS 5978.479.479 |
| PowerMaxOS 5978.144.144 | PowerMaxOS 5978.444.444 |
| HYPERMAX OS 5977.1131.1131 with fix 99609 | PowerMaxOS 5978.479.479 |
| HYPERMAX OS 5977.1131.1131 with fix 99609 | PowerMaxOS 5978.444.444 |
| HYPERMAX OS 5977.1131.1131 with fix 99609 | PowerMaxOS 5978.221.221 |
| HYPERMAX OS 5977.1131.1131 with fix 99609 | PowerMaxOS 5978.144.144 with fix 100394 |
| HYPERMAX OS 5977.1131.1131 with fix 99609 | HYPERMAX OS 5977.1131.1131 with fix 99609 |
| Enginuity 5876.309.xxx with fix 98368 | PowerMaxOS 5978.479.479 |

1. Requires Solutions Enabler 9.1 and later or Unisphere for PowerMax 9.1 and later.

Table 2 Nondisruptive migration (continued)

| Source array | Target array |
|---------------------------------------|---|
| Engenuity 5876.309.xxx with fix 98368 | PowerMaxOS 5978.444.444 |
| Engenuity 5876.309.xxx with fix 98368 | PowerMaxOS 5978.221.221 |
| Engenuity 5876.309.xxx with fix 98368 | PowerMaxOS 5978.144.144 with fix 100394 |
| Engenuity 5876.309.xxx with fix 98368 | HYPERMAX OS 5977.1131.1131 with fix 99609 |

Application host support

The [host support matrix](#) lists the hosts that are supported for each combination of operating environment.

Mixed VMAX 20K migrations

Migrating a mixed FBA and CKD VMAX 20K to HYPERMAX OS 5977.1125.1125 requires Engenuity 5876.309.401 or Engenuity 5876.288.400. Refer to the Knowledgebase article [303996](#) for more information.

Disaster recovery

For disaster recovery (DR) purposes, either or both arrays in an NDM configuration can be connected to extra arrays using SRDF. The rules for SRDF connectivity between an NDM array and a DR array are the same as a regular [2-site SRDF replication configuration](#). When both sides of the NDM configuration are connected to other arrays, treat each side as a separate, 2-site configuration.

Point-to-point connections

This table shows the types of point-to-point connection that are available for SRDF operations.

| Configuration | Types of connection | Maximum number of SRDF groups per connection |
|--|---------------------|--|
| Both sides run PowerMaxOS 5978 or HYPERMAX OS 5977 | FC | 250 |
| | Gige | 250 |
| One side runs PowerMaxOS 5978 or HYPERMAX OS 5977 and the other side runs Enginuity 5876 | Gige ^a | 250 |

- a. Point-to-point is not available for FC because:
- Dynamic SRDF on Enginuity 5876 does not support point-to-point fiber.
 - Static SRDF is not available in PowerMaxOS 5978 and HYPERMAX OS 5977.

The information in the table applies to configurations for disaster recovery or high-availability purposes. The information does not apply to NDM configurations since Solutions Enabler does not allow point-to-point SRDF groups that are part of an NDM operation.

Requirements for performing system upgrades

When upgrading PowerMaxOS or HYPERMAX OS in any SRDF configuration, ensure that the arrays remain in a supported scenario throughout the upgrade process. For example, in a 2-site configuration upgrading Site A to HYPERMAX OS 5977.811.784 or later leaving Site B running HYPERMAX OS 5977.596.583 is not supported.

To avoid unsupported configurations, use an upgrade path similar to this example of a 3-site SRDF configuration. Initially, all sites are running HYPERMAX OS 5977.596.583 and the aim is to upgrade to HYPERMAX OS 5977.814.786.

1. Upgrade Site A to HYPERMAX OS 5977.691.684.
2. Upgrade Site B to HYPERMAX OS 5977.691.684.
3. Upgrade Site C to HYPERMAX OS 5977.691.684.
4. Upgrade Site A to HYPERMAX OS 5977.814.786.
5. Upgrade Site B to HYPERMAX OS 5977.814.786.
6. Upgrade Site C to HYPERMAX OS 5977.814.786.

More information

These PowerMax, VMAX All Flash, VMAX3, and VMAX documents contain information about SRDF, NDM and MDM.

All platforms:

- *Dell EMC SRDF Introduction*

PowerMax series:

- *Dell EMC PowerMax Family Product Guide*

VMAX All Flash series:

- *Dell EMC VMAX All Flash Product Guide for VMAX 250F, 450F, 850F, 950F with HYPERMAX OS*

VMAX3 series:

- *EMC VMAX3 Family Product Guide for VMAX 100K, VMAX 200K, VMAX 400K with HYPERMAX OS*

VMAX series:

- *Symmetrix Remote Data Facility (SRDF) Product Guide*

All systems:

- FBA environments: *Dell EMC Solutions Enabler SRDF Family CLI User Guide*
- CKD environments: *Dell EMC Mainframe Enablers SRDF Host Component for z/OS Product Guide*

Copyright © 2017-2019 Dell Inc. or its subsidiaries. All rights reserved.

Dell believes the information in this publication is accurate as of its publication date. The information is subject to change without notice.

THE INFORMATION IN THIS PUBLICATION IS PROVIDED "AS-IS." DELL MAKES NO REPRESENTATIONS OR WARRANTIES OF ANY KIND WITH RESPECT TO THE INFORMATION IN THIS PUBLICATION, AND SPECIFICALLY DISCLAIMS IMPLIED WARRANTIES OF MERCHANTABILITY OR FITNESS FOR A PARTICULAR PURPOSE. USE, COPYING, AND DISTRIBUTION OF ANY DELL SOFTWARE DESCRIBED IN THIS PUBLICATION REQUIRES AN APPLICABLE SOFTWARE LICENSE.

Dell Technologies, Dell, EMC, Dell EMC and other trademarks are trademarks of Dell Inc. or its subsidiaries. Other trademarks may be the property of their respective owners. Published in the USA.