

Wyse Management Suite

Industry's first hybrid cloud
management solution for
cloud clients

Getting started
Select your option



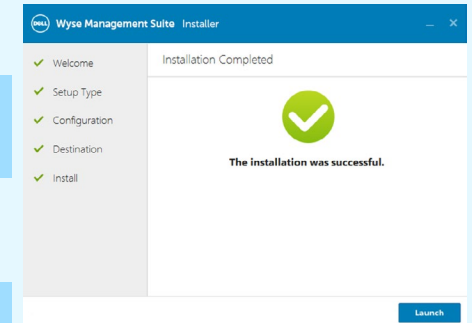
Wyse Management Suite

Standard Edition free license



Five steps to productivity

- 1 Register** to receive 1-year free Standard license by email
- 2 Launch** Installation wizard and **Accept** license agreement
- 3 Choose Install Type**
- 4 Enter** WMS Standard license key
- 5 Select** installation destination



→ [Register for a Standard license¹](#)

→ [Download the software](#)

→ [Read the technical documentation](#)


[Quick Start Guide](#)

[Administrator Guide](#)

¹ - Wyse Management Suite Standard requires a valid no-cost 1-year subscription license ("Free License") that is available for everyone upon website page registration

Wyse Management Suite

Industry's first hybrid cloud management solution

 [Read brochure](#)

 [Go to Dell.com](#)



User friendly, right from the start

- Zero installation time. Instant control with Wyse Management Suite Pro on public cloud
- Manage from anywhere using a mobile app or browser to view critical alerts, notifications and approval flows
- Wide breadth of capabilities to secure and manage Dell Hybrid Client powered endpoints, Dell thin clients, and converted endpoints

Intelligent unified management

- Modern and unified end-to-end public and private cloud deployment and management
- Better integration with IT tools through API, such as ServiceNow and Splunk (both private and public cloud*)
- Cloud-first, multitenant model

*Public cloud is a technical preview

Trusted by IT

- Work confidently with Active Directory authentication for role-based administration
- Advanced security through two-factor authentication, HTTPS-based imaging and compliance policy alerts
- Scales from one to hundreds of thousands of devices

Ideal for small and large businesses, Wyse Management Suite meets all levels of deployment and complexity

Wyse Management Suite Pro Edition

Efficient hybrid cloud management solution. Per seat, per year subscription with the option of either on-premises and cloud management – or a combination of both with floating license allocation between private and public clouds.

Wyse Management Suite Standard Edition

Free 1-year subscription license. Improve your productivity and enjoy streamlined deployment and maintenance with a free, on-premises management tool for small deployments.

Compare versions

	Wyse Management Suite		
	Standard	Pro - Private Cloud	Pro - Public Cloud
Deployment size	Small deployment, single location	Large deployments, multiple locations, up to 120K endpoints	Large deployments, multiple locations, up to 1M endpoints
License term	Free 1-year license	Per seat subscription	Per seat subscription
Architecture	On-premises	On-premises	Public cloud
Flexible deployment / hybrid cloud with floating license allocation		✓	✓
Companion mobile app		✓	✓
Dell thin clients with ThinOS ¹ , Windows 10 IoT Enterprise or Windows 11 IoT Enterprise	✓	✓	✓
Complete asset visibility	✓	✓	✓
Enterprise-grade reporting		✓	✓
API for integration with 3 rd party tools		✓	✓
Secure communications (HTTPS)	✓	✓	✓ ²
Advanced security		✓	✓
Dell ProSupport for Software included		✓	✓

1 – Dell ThinOS customer install option requires Wyse Management Suite Pro Edition

2 – Technical preview

Prerequisites

Deploy Wyse Management Suite on private cloud



Editions	Standard edition: private cloud available as a free 1-year license available upon registration Pro edition: private cloud, public cloud or hybrid mode available on a subscription base
System requirements (WMS server)	The software can be installed on a physical or virtual machine. Simple and powerful private cloud installer to install all the required components to run Wyse Management Suite within 5 minutes. <ul style="list-style-type: none">Supported Operating System – Windows Server 2016, Windows Server 2019 Standard or Windows Server 2022. Supported language pack—English, French, Italian, German, Spanish, Japanese, and Chinese.Minimum CPU requirements— 4 CPUStandard Edition: 40 GB minimum Disk Space, 8GB minimum Memory (RAM), MongoDB Enterprise 6.0.14 is required (included in the installer)Pro Edition (Private Cloud up to 50K endpoints): 120GB minimum Disk Space, 16GB minimum Memory (RAM), MongoDB Enterprise 6.0.14 is required (included in the installer and required on all DB nodes)
Supported endpoints ⁷	Dell thin client solutions powered by Dell ThinOS, Dell Hybrid Client and Windows IoT Enterprise. See more details
Subscription options	1-, 2-, 3 or 5-year subscription to Wyse Management Suite Pro with maintenance and ProSupport for Software Note: Floating license allocation between public and private cloud
Supported browsers	Google Chrome version 121.x and later versions, Mozilla Firefox version 115.x and later versions , Microsoft Edge browser on Windows—English only.
Mobile app	Allows administrators to manage and monitor devices from anywhere in real-time. Available with Wyse Management Suite Pro (Public and Private cloud) for Android and iOS devices

[Explore supported endpoints >](#)

Prerequisites

Supported endpoints

Choose Dell thin client solutions for dependable convenience or explore a broader selection of device options to meet your specific business needs

Dell Thin Client Solutions: A Complete, Ready-to-Deploy Solution

- Simplicity of a complete solution
- 24x7 single-source support for the entire solution

Get up and running faster with thin client solutions preloaded with Dell ThinOS or Windows 11 IoT Enterprise, shipped directly from the factory. Experience reliable performance, effortless setup, and seamless deployment—ready to go straight out of the box.



ThinOS-enabled cloud clients¹ Security. Flexibility. Consistency

- Extend ThinOS security to more devices
- A flexible, a tailor-made experience
- Effortless management from a single console



Choose Simplicity

Select a Dell Pro or Dell Pro Max system configured with Ubuntu 24.04 for Managed Clients OS³ for a streamlined experience with mass deployment from Wyse Management Suite.



Pick with Confidence

Choose a device from Dell's compatibility list²—each tested and validated for optimal performance.



Expand your Options

Confirm that your preferred device²—whether Dell or non-Dell—meets the requirements. A detailed, component-level compliance report ensures a smooth and confident deployment⁴.

1. Requires Wyse Management Suite Pro Edition version 5.3 or above.

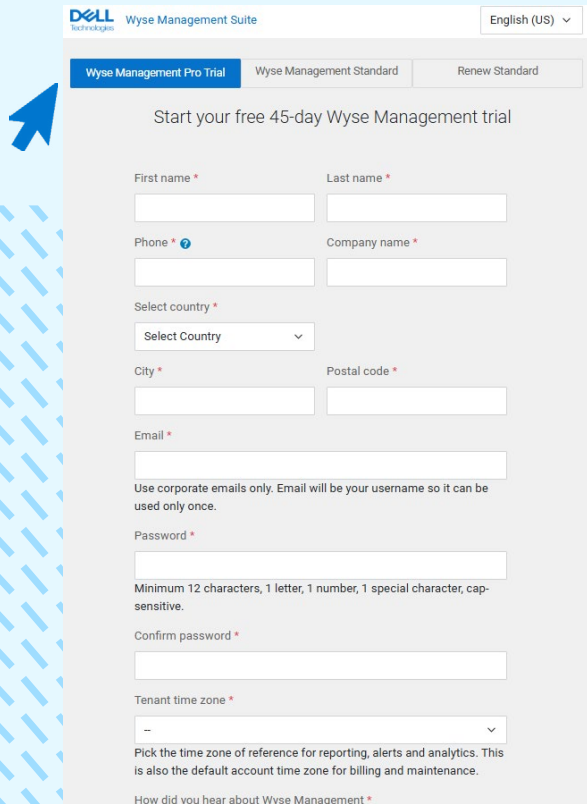
2. The broader set of devices eligible to Dell ThinOS conversion is limited to x86 systems with a minimum specification of 4GB RAM and 32GB storage. Requires Dell ThinOS version 10 build 2508. For detailed information regarding supported platforms and configurations, please refer to the Compatibility List and migration guide available at dell.com/support.

3. Dell ThinOS is a customer install option with Dell Pro and Dell Pro Max systems pre-configured with factory-installed Ubuntu 24.04 for Managed Clients (ThinOS 10 Subscription for Dell Hardware and Wyse Management Suite Pro licenses are required and sold separately). Only a selection of configuration options and capabilities are supported when Dell Pro systems are configured with Dell ThinOS. Contact your Dell Sales representative for more information.

4. The Dell ThinOS Compatibility Checker tool is available as a free download. For guidance on the conversion process, please refer to the migration guide available at dell.com/support

Wyse Management Suite

Pro Edition 45-day trial



The screenshot shows the registration form for the Wyse Management Suite Pro Edition 45-day trial. The form is titled "Start your free 45-day Wyse Management trial" and includes the following fields:

- First name *
- Last name *
- Phone *
- Company name *
- Select country *
- City *
- Postal code *
- Email *
- Password *
- Confirm password *
- Tenant time zone *
- How did you hear about Wyse Management *

Additional text on the form includes: "Use corporate emails only. Email will be your username so it can be used only once." and "Pick the time zone of reference for reporting, alerts and analytics. This is also the default account time zone for billing and maintenance."

Quick steps to productivity

- 1 Access the **Wyse Management Suite** Trial request form and enter your details. Note: Use corporate email only. Email will be your username and can be used only once
- 2 Receive your email confirmation for Wyse Management Suite – 45-Day Trial Account activation
- 3 From the email trial activation, follow the link **“Log into Wyse Management Suite to get started”**
- 4 On the Welcome page, follow the click **“here”** link
- 5 Enter your User name and Password as defined in the registration process and click **“Sign In”** to access the management portal
- 6 Accept the Terms & Conditions, End User License Agreement (EULA)

More resources



Learn more

[Read the brochure](#)

[Learn more on dell.com](#)

[Explore Cloud Client Workspace](#)

Technical Resources

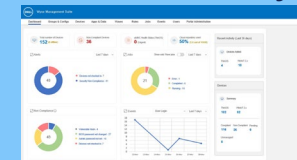
[Software Downloads](#)

[Technical documentation](#)

[Start 45-day trial](#)

[Request WMS Standard free license](#)

Product Gallery



Product Gallery

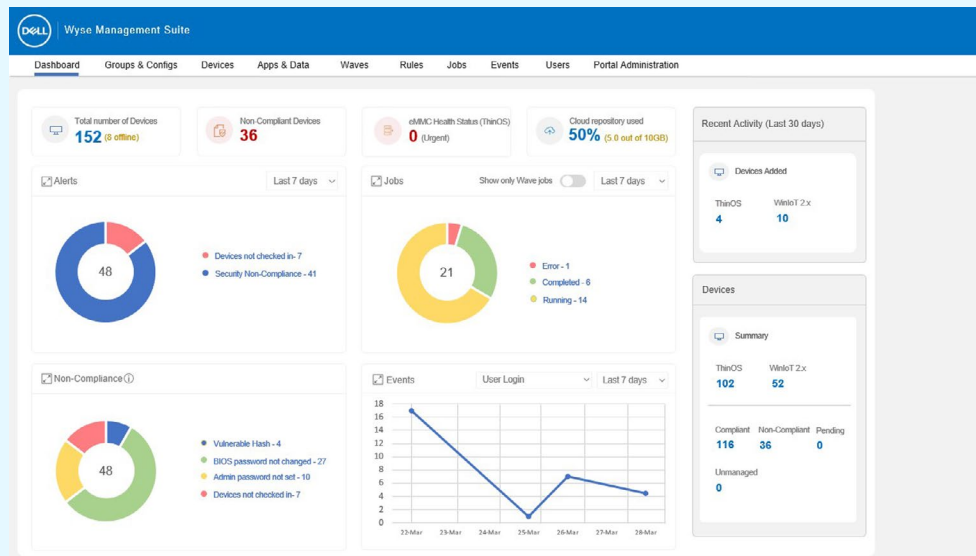
Dashboard overview

Devices

Real-time view of the device's status including compliance, grouping, and more.

Alerts

Displays the summary of all the alerts, allowing to quickly take action.



Dynamic dashboard

A visual and dynamic summary view providing actionable insights, enabling quick data drill-downs for informed decision-making.

Product Gallery

Wyse Management Suite console:
Dell ThinOS 10 configuration menu

Configuration automation through a dynamic
interface for a modern management from the
cloud

The screenshot displays the Wyse Management Suite console interface. At the top, there is a blue header with the Dell logo and the text "Wyse Management Suite". Below the header is a navigation bar with the following menu items: Dashboard, Groups & Configs, Devices, Apps & Data, Waves, Rules, Jobs, Events, Users, and Portal Administration. The main content area is titled "Default Device Policy Group > New Group Test" and includes a search bar with the placeholder text "Type to start search". The left sidebar shows a navigation tree with the following items: Standard, Advanced, Region & Language Settings, Broker & Session, Privacy & Security, Broker Settings, Session Settings, Browser Settings, VDI Configuration Editor, Login Experience, Personalization, Peripheral Management, Firmware, System Settings, Network Configuration, and Services. The "Advanced" tab is selected, and the "Region Settings" section is expanded, showing a "Manual Override" toggle switch, a "Time Zone" dropdown menu set to "UTC+0/Europe/London", a "Time Format" dropdown menu set to "12-hour format", and a "Date Format" dropdown menu set to "mm/dd/yyyy". Below the "Region Settings" section, a "Platforms" window is open, displaying a list of Dell devices with checkboxes for selection:

Platforms	
<input type="checkbox"/> Dell Wyse 5070	<input type="checkbox"/> Dell Wyse 5470
<input type="checkbox"/> Dell Wyse 5470 AIO	<input type="checkbox"/> Dell Latitude 3420
<input type="checkbox"/> Dell OptiPlex 3000 Thin Client	<input type="checkbox"/> Dell OptiPlex 5400 AIO
<input type="checkbox"/> Dell Latitude 3440	<input type="checkbox"/> Dell Latitude 5440
<input type="checkbox"/> Dell Latitude 5450	<input type="checkbox"/> Dell Pro PC14250
<input type="checkbox"/> Dell OptiPlex AIO 7410	<input type="checkbox"/> Dell OptiPlex AIO 7420

Product Gallery

Wyse Management Suite Mobile App

Allows administrator to manage and monitor devices from anywhere

Available on Android and iOS devices

Included with Wyse Management Suite Pro (On-premises and Public cloud)

