












Dell PowerEdge Tower Servers



Quick Reference Guide

Dell PowerEdge tower servers help you build a modern infrastructure that minimizes IT challenges and drives business success. Our Quick Reference Guide (QRG) includes a condensed view of our entire rack server portfolio.

Specifications	T160	T360	T560	T550	T350	T150	T640	T440	T340	T140	T40
PowerEdge Tower Servers											
Key attributes	Newly designed space-saving tower server with filter bezel for SMB and Near-Edge customers. Featuring the latest Intel® Xeon®-E 2400 series processors, DDR5 memory, NVMe BOSS, Energy Star 4.0 PSU, ready to support customers growing businesses.	Office-friendly tower server which can be placed anywhere with enterprise-level performance and GPU, redundant features, including power supply, drives, and BOSS.	Office-friendly server, maximizing next-gen technologies with GPU options to achieve enterprise-level performance.	Performance and expandability	Streamlined productivity, high-speed memory and capacity, easy-to-manage	Streamlined productivity, high-speed memory and capacity, powerful	Powerful and scalable	Flexible and expandable	Reliable and scalable	Easy to use and secure	Dependable and efficient
Target workloads	Collaboration and Sharing, Mail and Messaging, Near-Edge Applications	Collaboration and Sharing, Mail and Messaging, Database	Database and Analytics Virtualization AI/ML and inferencing	SDS, VDI, and data analytics	Small to mid-sized business, remote office/branch office, collaboration and sharing, real-time database management	Small to mid-sized business, remote office/branch office, Collaboration and sharing, mail/messaging and file/print	Business intelligence, ERP, and HPC	Virtualization, web serving, and server consolidation	Collaboration, sharing, and database applications	Mail/messaging, file/print, and point of sale	File sharing and print
Type of processor:	Up to one of the following processors: 1 x Intel® Xeon® E-2400 series processor with up to 8 cores, or 1 x Intel® Pentium processor with 2 cores, or 1 x Intel® Xeon® 6300 series processor with up to 8 cores	Up to one of the following processors: 1 x Intel® Xeon® E-2400 series processor with up to 8 cores, or 1 x Intel® Pentium processor with 2 cores, or 1 x Intel® Xeon® 6300 series processor with up to 8 cores	Up to two 4th Generation Intel® Xeon® Scalable processors or Up to two 5th Generation Intel® Xeon® Scalable processors	Up to two 3rd Generation Intel® Xeon® Scalable processors	Up to one of the following processors: Intel® Xeon® E-2300 Series processor, or Intel® Pentium® processor	Up to two 2nd Generation Intel® Xeon® Scalable processors	Up to one of the following processors: Intel® Xeon® E-2200 product family, Intel® Pentium® G5420 processor, Intel® Core i3® 9100, Intel® Celeron® G4930	Up to one Intel® Xeon® E-2224G processor			
DIMM slots (Max capacity):	DDR5 4 (128 GB)	DDR5 4 (128 GB)	DDR5 16 (1 TB)	DDR4 16 (1 TB)	DDR4 4 (128 GB)	DDR4 24 (3 TB)	DDR4 16 (1 TB)	DDR4 4 (64 GB)			
Speeds up to (MT/s):	4400	4400	4800 on the 4th Generation processors or 5200 on the 5th Generation processors	3200	3200 Note: For Pentium® processor, maximum memory speed supported is 2666 MT/s.	2993	2666				

Specifications	T160	T360	T560	T550	T350	T150	T640	T440	T340	T140	T40
Drives up to:	3 x 3.5" or 3 x 3.5"+ 2 x 2.5"	4 x 3.5" or 8 x 3.5"	12 x 3.5", 8 x 3.5", 8 x 3.5"+ 8 x 2.5", 8 x 2.5", 16 x 2.5", 24 x 2.5"	8 x 2.5" or 16 x 2.5" or 24 x 2.5" or 8 x 3.5" or 8 x 3.5" + 8 x 2.5"	4 x 3.5" or 8 x 3.5"	4 x 3.5"	32 x 2.5" or 18 x 3.5"	16 x 2.5" or 8 x 3.5"	8 x 3.5" ¹	4 x 3.5"	3 x 3.5" ²
NVMe drives up to:	N/A	N/A	8	8	N/A	N/A	8	N/A	N/A	N/A	N/A
Gen 5 PCIe slots up to	N/A	1	2	N/A	N/A	N/A	N/A	N/A	N/A	N/A	N/A
Gen 4 PCIe slots up to:	2	3	4	5	2	2	N/A	N/A	N/A	N/A	N/A
Gen 3 PCIe slots up to:	N/A	N/A	N/A	1	2	2	8	5	4		3
GPU support up to:	N/A	1 x 60 W SW	2 x 300 W or 6 x 75 W	2 x 300 W or 5 x 70 W	N/A	N/A	4 x 300 W or 8 x 150 W	Up to 1 x 150 W	N/A	N/A	N/A
Power Supplies (PSU):	300 W or 500 W cabled	Single or dual 600 W, 700 W hot swap, or single 450 W cabled	600 W, 800 W, 700 W, 1100 W, 1400 W, 1400 W, 1800 W, 2400 W, 2800 W	Single or dual 600 W, 800 W, 1100 W, 1400 W, or 2400 W hot swap	Single or dual 600 W hot swap, or single 450 W cabled	300 W or 400 W cabled	Single or dual 495 W, 750 W, 1100 W, 1600 W, 2000 W or 2400 W hot swap	Single or dual 495 W, 750 W, 1100 W hot swap PSU or 450 W cabled	Single or dual 495 W hot swap, or single 350 W cabled	365 W cabled	300 W cabled
Form factor:	3U tower	4.5U tower	4.5U tower	4.5U tower	4.5U tower	4U tower	5U rack or tower		Tower	Mini-tower	
Max depth (mm):	408.8	581.12	695.5	695.5	581.12	453.75	750	594.8	603	454	359.5
Integrated security:	TPM 2.0 FIPS, CC-TCG certified, TPM 2.0 China NationZ, Digitally Signed Firmware, and Secure Boot being standard security on all towers. Integrated security features such as Silicon Root of Trust, System Lockdown (requires iDRAC Enterprise or Datacenter), Chassis Intrusion Alert, and System Erase come standard on all racks except T40.										

¹ 4 x 3.5" plus 2 x 2.5" with expansion kit

² Available with customer kit

Cyber Resilient Architecture for Zero Trust IT environment & operations

Security is integrated into every phase of the PowerEdge lifecycle, including protected supply chain and factory-to-site integrity assurance. Silicon-based root of trust anchors end-to-end boot resilience while Multi-Factor Authentication (MFA) and role-based access controls ensure trusted operations.

Increase efficiency and accelerate operations with an autonomous infrastructure

The Dell OpenManage™ systems management portfolio delivers a secure, efficient, and comprehensive solution for PowerEdge servers. Simplify, automate and centralize one-to-many management with the OpenManage Enterprise console and iDRAC. With OpenManage Enterprise with Power Manager, you can genuinely benefit from datacenter level cooling efficiency by monitoring power usage. When you can manage your server thermals you will reduce energy waste, reduce wear, tear on your equipment, and extend the life of your investment.

Sustainability



From recycled materials in our products and packaging, to thoughtful, innovative options for energy efficiency, the PowerEdge portfolio is designed to make, deliver, and recycle products to help reduce the carbon footprint and lower your operation costs. We even make it easy to retire legacy systems responsibly with Dell Technologies Services.

Rest easier with Dell Technologies Services

Maximize your PowerEdge Servers with comprehensive services ranging from Consulting, to ProDeploy and ProSupport suites, Data Migration and more – available across 170 locations and backed by our 60K+ employees and partners.

Discover more about PowerEdge servers



[Learn more](#) about services for PowerEdge servers



[Learn more](#) about our systems management solutions



[Search](#) our Resource Library



[Follow](#) PowerEdge servers on X (formerly Twitter)



Contact a Dell Technologies Expert for [Sales or Support](#)



[Follow](#) PowerEdge servers on LinkedIn