




Make Kubernetes containers on Dell EMC PowerEdge R740xd servers easier to manage with VMware Tanzu

Running VMware Tanzu on a VMware vSphere 7.0 Update 1 environment with Dell EMC PowerEdge servers provided centralized container management features at reasonable cost




Only 7 tasks to add Tanzu to an existing vSphere environment on Dell EMC PowerEdge R740xd servers

- 1 Create a Distributed vSwitch and Port Group
19 steps
- 2 Create a DevOps user
6 steps
- 3 Create the content libraries
19 steps
- 4 Create storage tags and policies
18 steps
- 5 Deploy the load balancer
13 steps
- 6 Configure the workload management engine
11 steps
- 7 Define a namespace
8 steps

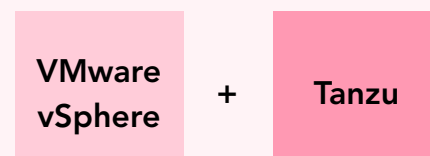
Organizations can modernize their monolithic legacy apps to a common Kubernetes (K8s) framework by combining two products—Dell™ EMC™ PowerEdge servers and VMware vSphere® hypervisor—with VMware Tanzu.

VMware Tanzu on VMware vSphere hosts supported by Dell EMC PowerEdge R740xd servers can offer organizations the following:

- A path to app modernization with containers and VMware technologies
- Streamlined K8s deployment with a wizard-based approach and a single configuration point with automatic cluster deployment
- Rich, ongoing management in an environment that IT likely finds familiar
- Strong CPU, RAM, and storage resources that allow you to implement vSAN as a storage solution, which could help reduce data center sprawl



Add just one license to get up and running with Tanzu



- ✓ 3-server solution
- ✓ Modernize applications with containers
- ✓ DevOps acceleration with Tanzu Basic

Learn more at <http://facts.pt/1gtjhgw>