

APEX AIOps Application Observability

AI-driven full-stack observability for optimizing application performance

70% reduction in MTTR for application issues¹

3x increase in application deployments¹

Up to 60% less revenue-impacting incidents¹

Automated full-stack application visibility frees teams from manual, time-consuming processes

High-fidelity real-time data ensures complete and accurate information with no gaps in awareness

Continuous monitoring for 300+ supported application layer technologies

Real-time detection and dependency mapping helps clarify relationships between data entities, speeding time to resolve issues

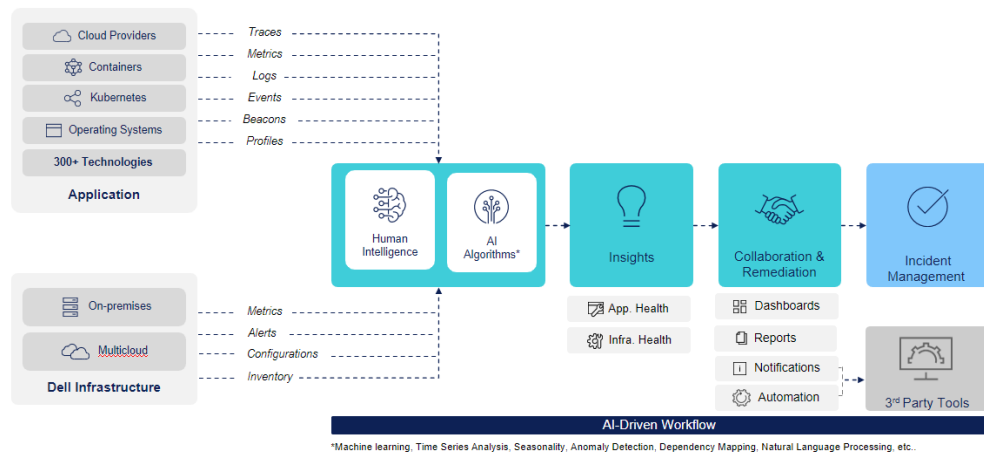
Automated anomaly detection and issue resolution simplifies remediation process

Ensuring availability of your digital infrastructure gets more difficult as your applications, data and compute, storage and network resources scale across data centers, edge locations and cloud. The inability to quickly visualize real-time application data in context across your digital estate can slow root cause analysis, impacting your customers, employees and business.

You need an AI-driven solution to tame the complexity.

APEX AIOps Application Observability, part of the APEX AIOps software-as-a-service, optimizes application performance through AI-driven full-stack health tracking and application visibility.

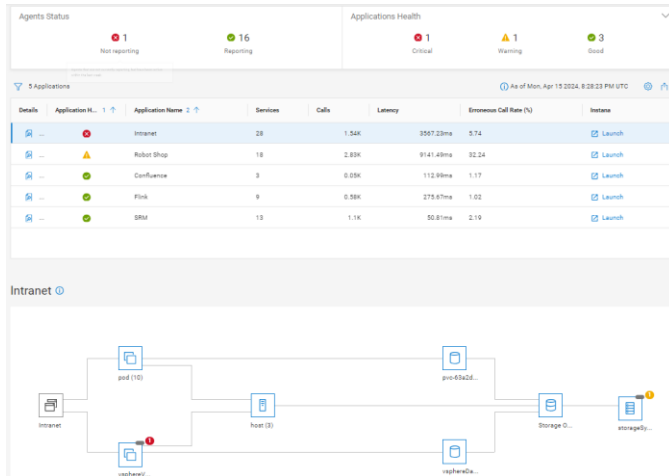
It provides application visibility across the entire monitoring lifecycle, with real-time high-fidelity data in context so that IT teams can take intelligent action to quickly resolve issues.



Application Observability: Uses AI techniques such as natural language processing and machine learning to let you know what is impacting applications and what to do about it.

Automated full-stack application visibility

A full stack topology displays each application, their underlying Dell infrastructure and health status to help determine whether issues impacting applications are originating from infrastructure or the application itself.

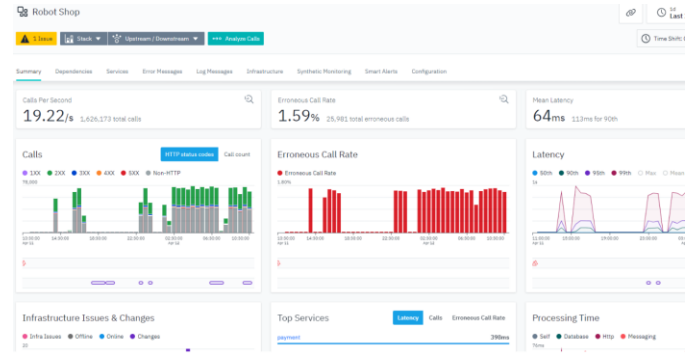


Full-Stack Visibility: See the application and its underlying infrastructure, along with their health, key performance indicators, and recommendations to resolve issues.

From the full-stack topology page, you can launch details for each infrastructure component (server storage appliance, etc.) to see health issues and recommendations for remediation. This enables you to resolve infrastructure issues that are impacting applications (e.g., component outage) or will likely impact applications if not addressed (e.g., capacity projected to run out).

Application Observability provides an at-a-glance view of your applications, their health, and the number of microservices for each, along with their “golden signals” – call rate, erroneous call rate, and latency – displayed in context. Configuration-free dashboards use aggregate trace metrics to automatically display the golden signals in side-by-side graphs for visual correlation.

This streamlines troubleshooting and means that you do not need to manually add or write code to facilitate monitoring.



Application Incident Insights: Rich analytics guide triage by showing you which microservices are impacting application health.

Ensure no gaps in awareness with high-fidelity real-time data

A lot can happen in a matter of seconds. The inability to quickly trace data between applications, micro-services and containers can slow root cause analysis, impacting your customers, employees, and business. A key differentiator for Application Observability is its high-fidelity data. It delivers complete and accurate data with 1-second granularity. Every request is traced automatically, with no sampling or partial traces, ensuring you never miss a potential problem.

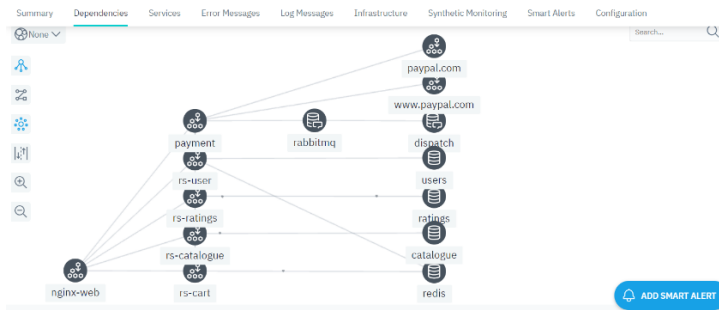
Continuous monitoring for 300+ technologies

Application Observability has built-in sensors that support more than 300 application layer technologies. This includes cloud and virtualization platforms, operating systems, web proxies, cloud providers, data stores, messaging platforms, OSS collectors, mobile and more.

It deploys a single, lightweight, self-updating agent on each host. This agent continuously looks for new application layer technologies and changes to existing ones, then deploys and configures new sensors to monitor them. This process happens without requiring any manual input or updates, meaning you are always getting complete and accurate data about your evolving applications from across your entire digital estate.

Real-time detection and dependency mapping

Knowing how everything fits together is foundational for detecting problems and performing root cause analysis to solve them. Application Observability helps you understand the relationships between all the data entities within the application layer and their microservices.

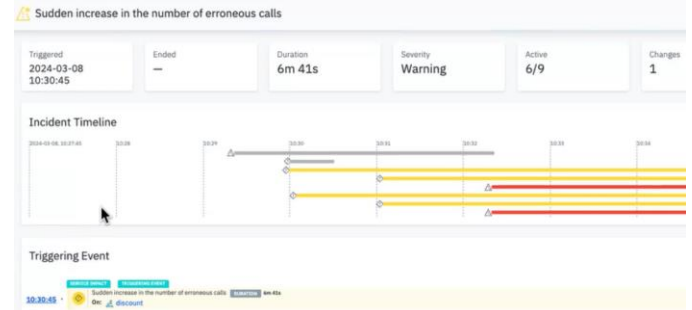


Dependency Maps: Visibility of application layer and all its services helps streamline troubleshooting.

This is visualized in a dynamic graph that displays the relationships and inter-dependencies between all your data entities. This graph records metrics, configuration data, and health scores and creates logical groupings so you can quickly understand the potential impact and criticality of issues. All of this is updated continuously in real-time, providing a complete picture of how data is moving across data entities, speeding root cause analysis.

Automated root cause analysis and remediation

Application Observability's automated anomaly detection is constantly analyzing incoming data in real-time. As service issues and anomalies are discovered, they are aggregated into "incidents," which trigger automated alerting based upon configurable thresholds.



Automated Anomaly Detection and Issue Resolution: AI algorithms pinpoint probable root cause of application incidents and enable automated remediation.

Application Observability provides recommended actions to remediate incidents based upon previous experiences. These actions can also be configured to run as automated scripts, further expediting resolution.

Learn more at www.dell.com/apex-aiops



Read [APEX AIOps Product Briefs](#)



See [APEX AIOps Demo](#)



[Contact](#) a Dell Expert



Join the conversation with [#DellAPEX](#) [#AIOps](#)

¹"The Total Economic Impact™ Of IBM Instana Observability," Forrester, 2024. Actual results may vary.